

A Quality Matters Event

QM Research
Online
Conference




Using Data for Continuous Improvement

Dr. James Lani
CEO of Intellectus Statistics

Dr. Bethany Simunich
QM's Director of Research and Innovation



How QM uses Data for Continuous Improvement



QM uses data in a variety of ways

- **To inform the QM Rubric revision:**
 - What standards are most often met/missed?
 - Inter-rater agreement in Certified Reviews
- **In QM-focused research:**
 - Do faculty apply what they learn to their F2F classes? [yes! [Learn more](#)]
 - Do institutional reviews impact subsequent official reviews? [yes! [Learn more](#)]



Data Collection vs. Data Analysis



- Data can be easily reported, but data analysis requires specific software, plus knowledge to interpret the findings
- Intellectus was our best-fit for cost, ease-of-use, and features




IntellectusStatistics™

Statistics Software for the Non-Statistician

- Intellectus Statistics is a statistics application used in academic institutions and commercially. The application allows administrators, students, faculty, and researchers, to conduct analyses without requiring statistical expertise.
- The output is in plain English narrative in an editable Word document making statistical results understandable to the non-statistician and dissemination of results easy.



Using QM & Institutional Data



Why is data analysis important?

- To examine the efficacy of your quality assurance efforts
- To see the full picture of your QM implementation plan progress
- To help you make data-driven decisions



QM Data

- Institutional data available to QMCs
- Provides tallies & reports
- Downloadable in a variety of formats
- Can help you to explore implementation efficacy

Using Reports to Answer Key Questions



Professional Development

How many faculty have completed QM professional development?
Which workshops have individuals completed?
When were specific workshops completed?
Who is registered for upcoming sessions?



Course Reviews

How many and which courses are QM Certified courses?
How many Internal Reviews have been completed?
Which QM standards are most often missed?



Role Holders

How many peer reviewers and master reviewers do we have?
What is the status of each reviewer's or facilitator's certification?
Who are our current APPQMR and IYOC facilitators?

Exploratory Questions

What relationship exists between faculty engagement with professional development and faculty engagement with submitting a course for review?

Why might you want to know this?

- To see if QM PD positively influences faculty to submit their own course for review - especially if reviews are an institutional goal
- To see potential QM PD impacts beyond workshop completion
- How to explore: Run a simple correlation

Exploratory Questions

What relationship exists between faculty who hold a Peer Reviewer role, and faculty engagement with submitting a course for review?

Why might you want to know this?

- To see if faculty becoming a PR influences faculty to submit their own course for review - especially if reviews are an institutional goal
- To see potential QM PD impacts beyond course completion
- How to explore: Run a simple correlation

Exploratory Questions

What relationship exists between participation as a Course Reviewer and engagement with submitting a course for review?

Why might you want to know this?

- To see if Peer Reviewer participation influences faculty to submit their course for review - especially if reviews are an institutional goal
- To see additional benefits of participating in a Review
- How to explore: Run a simple correlation



Intellectus**Statistics**TM
Statistics Software for the Non-Statistician

Let's see Intellectus in action



Helping you deliver on your online promise
qualitymatters.org


Reporting Results

- Appropriate interpretation of the analysis is important
- Connect with your implementation plan & institutional goals
- Communicate positive correlations with faculty and administrators





Analyzing QM Data & Institutional Data



Connecting with Institutional Data

- Demographic information
- Institutional PD
- Before/After knowledge checks for online design, teaching, etc.
- What else do you need to know?
Consider your stakeholders



Exploratory Questions

What [colleges, departments, faculty rank type] are most involved with QM?

Why might you want to know this?

- To see involvement level across the institution
- To investigate if certain faculty groups need additional or different PD opportunities
- To provide more targeted data to administrators



IntellectusStatistics™
Statistics Software for the Non-Statistician

Let's see Intellectus in action



Helping you deliver on your online promise
qualitymatters.org

Questions? Comments?

Bethany Simunich, PhD

Quality Matters

bsimunich@qualitymatters.org

James Lani, PhD

Intellectus Statistics

James@IntellectusStatistics.com





Thank you!

Helping you deliver on your online promise