


Quality Within Constraints: Course Design in a Hurry!

April 9, 2021

Your Presenters



Penny Ralston-Berg
Penn State World Campus,
Berg Instructional Design
[@pennymoved](#)



Heather Braatz
Worsham College



Dr. William Rudge
Penn State Shenango

Identify Constraints



- Time to launch
 - Actual work time
- Tools
 - Honest skills assessment
- Resources
 - Previous course offering
 - Training
 - People
 - Templates and models
- Level of Quality

Basic Level of Quality




QM Specific Review Standards
1.1, 1.2, 1.3, 1.4, 1.5, 1.6, 1.8
3.2
5.3, 5.4
7.1, 7.2, 7.3, 7.4
8.1


- Clear expectations
- Clear organization and navigation
- Getting started/orientation
- Student point of view
 - What do I need to do?
 - How do I do it? How will I be graded?
 - When is it due? Where do I put it?
- Reduce unknowns
- Preemptively answer questions



Not like this....





Like this!





Rapid Development Plan - RLST

Time 	October No time	November Limited time	December Limited time	January More time
Tools 	Design and planning <ul style="list-style-type: none">• Copy into Canvas• Module structure• Syllabus and activities checklist• Prototype	Record and edit video Canvas pages <ul style="list-style-type: none">• Kaltura embeds• Captions• Cite sources	Record and edit video Canvas pages <ul style="list-style-type: none">• Kaltura embeds• Captions• Cite sources	Record and edit video Canvas pages <ul style="list-style-type: none">• Kaltura embeds• Captions• Cite sources• Get started video
Resources 	Existing activities and assessments ID design and development	People <ul style="list-style-type: none">• Faculty / videos• ID / Canvas and Kaltura	People <ul style="list-style-type: none">• Faculty / videos• ID / Canvas and Kaltura	People <ul style="list-style-type: none">• Faculty / videos• ID / Canvas and Kaltura

From the Course

☰ ▾ Welcome	✔ + ⋮
☰ 📄 Welcome Message	✔ ⋮
☰ 💬 Discussion Question 1: Introduce Yourself Jan 23 20 pts	✔ ⋮
☰ 📎 Checklist: Weekly Schedule and Assignments (PDF)	✔ ⋮
☰ 🔗 Resource: Canvas Student Guide	✔ ⋮
☰ ▾ Week 1: Introduction	✔ + ⋮
☰ 📄 Week 1 To Do List	✔ ⋮
☰ 📄 Video: Getting Started in this Course	✔ ⋮
☰ 📄 Videos: Week 1 Instructor Commentary	✔ ⋮
☰ 🔗 Take the U.S. Religious Knowledge Quiz ↗	✔ ⋮

☰ ▾ Week 3: Religion in America and the World	✔ + ⋮
☰ 📄 Week 3 To Do List	✔ ⋮
☰ 📄 Videos: Week 3 Instructor Commentary	✔ ⋮
☰ 📄 Journal Reflection 1 Feb 6 20 pts	✔ ⋮
☰ 💬 Discussion Question 2: Relevance of Religion Feb 6 20 pts	✔ ⋮

From the Course

Week 5 To Do List

Readings

Following are required readings for Week 5:

- [Jainism \(RE: Online\)](#) ↓
- Review the [Jainism PowerPoint](#) ↓ (provided as PDF file)

Note: Your instructor uses the video to explain key concepts in detail, but you should consider the PowerPoint as required reading to prepare for exams.

Videos

- [Videos: Week 5 Instructor Commentary](#)

Activities

- [Journal Reflection 2](#)
- [Open Discussion: Jainism \(Optional\)](#)

Jainism: Modern Issues






Video Sources: (1) [Worshiping Lord Mahavira](#) by Digambar Jains from [Somjit Bhattacharyya](#); (2) [Fasting to Death](#) Taboo Video by National Geographic Channel1, posted by [abhinav Singh](#); (3) [Palitana Jain temples pilgrimage](#) 2015 by [MAGIK INDIA](#); (4) [Most sacred festival for Jains- Mahavir Jayanti](#) by [WildFilmsIndia](#)

Initiation of a Jain Nun





Rapid Development Plan - Worsham

Time 	April-May Limited time	June-July Limited time	August Limited time	September Limited time
Tools 	Design and planning <ul style="list-style-type: none">• Course models• Structure• Course maps for new preps Camtasia	Canvas Camtasia Vimeo Visible Body Hawkes Quizlet Student Orientation	Canvas Camtasia Vimeo Visible Body Hawkes Quizlet	Canvas Camtasia Vimeo Visible Body Hawkes Quizlet Get started videos
Resources 	ID design and development Faculty professional development	People <ul style="list-style-type: none">• Faculty video and Canvas set up• Designer support• Quality assurance	People <ul style="list-style-type: none">• Faculty video and Canvas set up• Designer support• Quality assurance	People <ul style="list-style-type: none">• Faculty video and Canvas set up• Designer support• Quality assurance

Course Map

- Course Objectives (numbered list)
- 1.
- 2.
- 3.

M #	C O	MODULE OBJECTIVE	EXISTING MATERIALS	MATERIALS TO BE CREATED	ACTIVITIES	ASSESSMENT
1	1, 2	<i>Objective 1</i>	Chapter 1 YouTube video	Module overview video	Flashcards in Quizlet	Module Quiz
1	3	<i>Objective 2</i>	Chapter 1	Case video	Case discussion	Case analysis paper

Converting F2F to Online

Example: Face-to-face small group discussion converted to online discussion

Step	Existing Steps	Online Steps	Time Span	Update Instructions
1	Break up into groups of 4 or 5	Instructor assigns teams including group leader who will post summary	Monday (1 day)	You have been assigned to the following groups...
2	Read the question prompt aloud	Students read question online	First post by Wednesday (2 days)	Read the question and make an initial post by...
3	Discuss the topic in your group	Discuss the topic in your group	(3 days)	
4	Reach a consensus on 3 most important issues	Reach a consensus on 3 most important issues	End discussion Saturday	
5	Report findings to the class during the report out period	Group leader posts 3 issues and summary of discussion	Follow up to other groups due Sunday (1 day)	After summaries are posted, read and reply to other groups with...

Plan for Improvement and Enhancement

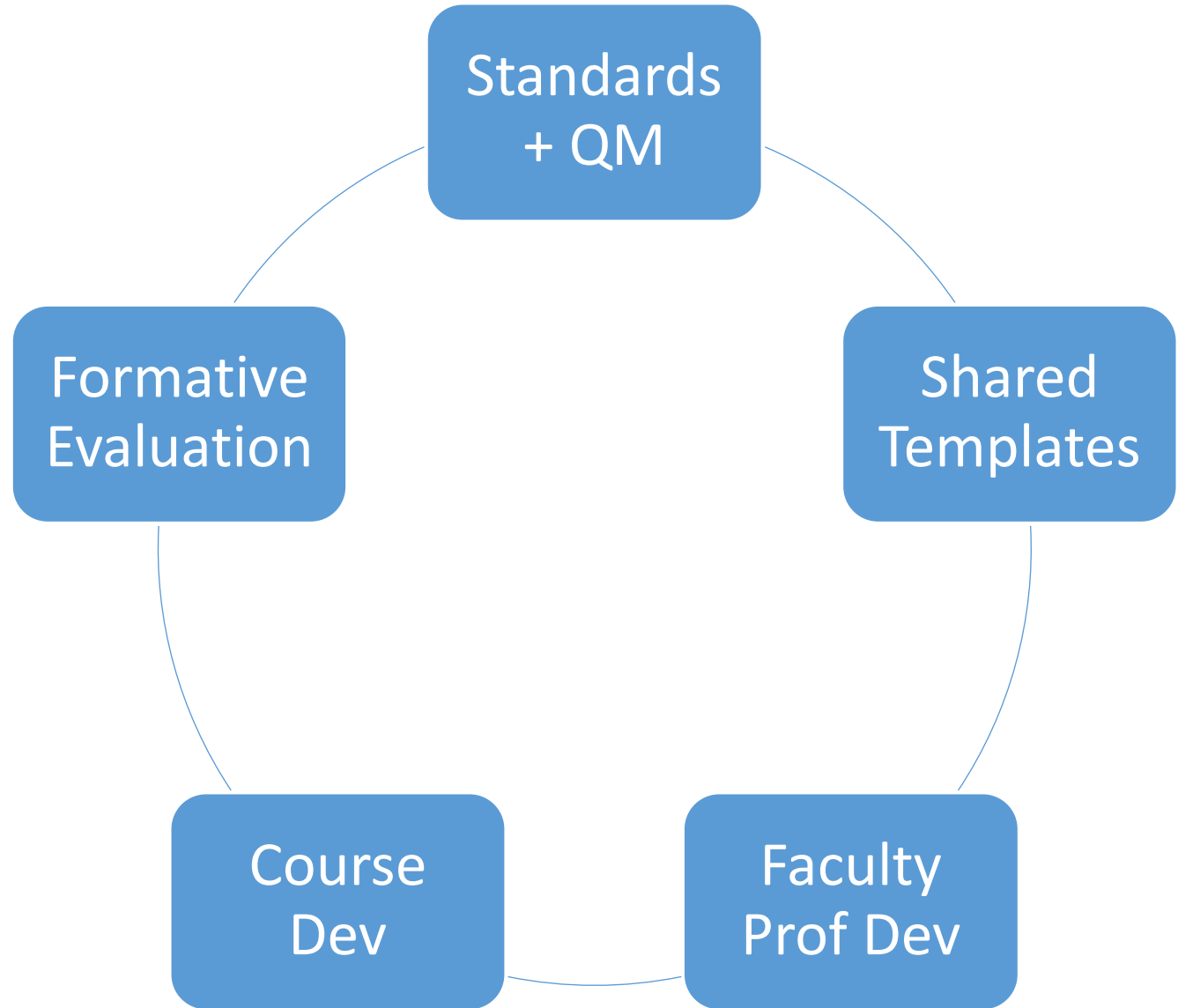


QM General Standards
2, 3, 4, 5, 6, 8

(Hint: Time is still limited!)

- QM Standards
- Mid-semester and summative feedback
- Cross-training for faculty to go solo
- Circle back to the wish list
- Points of difficulty for students
 - Were questions asked by students?
- Passive to active
- Time-saving opportunities

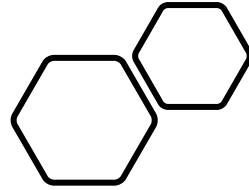
Rapid Program Design





Course Design in a Hurry

- Identify constraints
- Set level of quality
- Plan design and development
- Map objectives, materials, activities and assessments
 - Translate activities that work
 - Make a list of items to create
- Establish structure
- Help students get started
- Improve and enhance



Questions

What questions do you have?