

## MEETING STANDARD 5 THROUGH STRUCTURED LEARNING CHALLENGES

Fran Cornelius PhD, MSN, RN-BC, CNE  
Diane DePew PhD, RN-BC

---

---

---


---

---

---

---

---



### Session Overview

- Introduce ApprenNet as a tool to meet Standard 5
- Demonstrate learner-content, learner-learner and learner-faculty interaction to support active learning.
- Discuss how faculty members are able to conduct authentic assessment of students' mastery of the stated learning objectives.

---

---

---


---

---

---

---

---



### Standard 5

Learner Activities and Learner Interaction

- 5.1 Learning activities promote the achievement of the stated learning objectives or competencies.
- 5.2 Learning activities provide opportunities for interaction that support active learning.
- 5.4 The requirements for learner interaction are clearly stated.

---

---

---


---

---

---

---

---



## What is ApprenNet?

An online platform to “crowdsource” expert participation in novices’ learning

- A tool to engage students in active learning
- Provides opportunities for interaction
- Clear expectations

---

---

---

---


---

---

---



---

## Relevant and Meaningful



### PROBLEM-BASED LEARNING

Using Real World Problems/Situations



---

---

---

---

---

---

---

---

## ACTIVE LEARNING



Using video challenges to create a structured learning activity

---

---

---

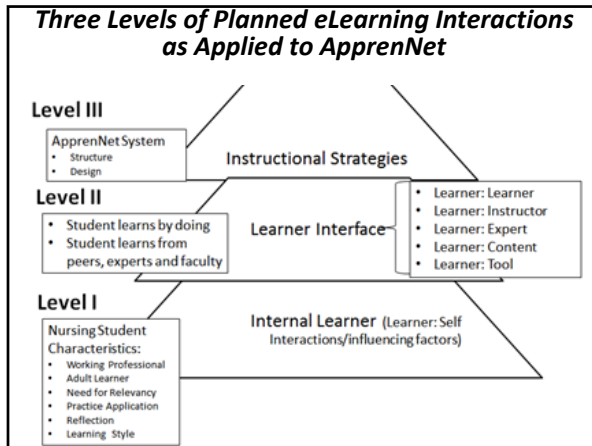
---

---

---

---

---




---

---

---

---

---

---

---

---

**STEP 1**

**STUDENT WATCHES A 'REAL WORLD' SCENARIO**

A SKILLS CHALLENGE THAT PRESENTS A PROBLEM :  
**ETHICAL CHALLENGES**

---

---

---

---

---

---

---

---

**STEP 2**

**A STUDENT LEARNS BY DOING**

- 1) Reviewing unit material **REFLECTION AND SELF-CRITIQUE**
- 2) Researching topic **RE-RECORDS MULTIPLE TIMES !!!**
- 3) Recording him/herself practicing the skill via video
- 4) Articulating a position with evidence

---

---

---

---

---

---

---

---

### STEP 3:



A Student learns from peers by

- 1) observing other Student responses,
- 2) giving feedback to other Students,
- 3) receiving peer feedback on his/her response,
- 4) voting for favorite responses.

---

---

---

---

---

---

---

---

### STEP 4:



A Student learns from experts by

- 1) viewing an expert's video response to the challenge, and
- 2) reading expert feedback to select Students (determined by Student voting)

---

---

---

---

---

---

---

---

### STEP 5:

Student learning is reinforced

- 1) through reflection
- 2) debriefing



---

---

---


---

---

---


---

---



- Identification of different perceptions and attitudes that have occurred
- Opportunity to receive feedback on the behavior and decision making actions of the participant

**EFFECTIVE DEBRIEF  
(REFLECTION)  
THE KEY TO LEARNING**



---

---

---

---

---

---

---

---

**Debriefing** Encourages participant to explore emotions, question, reflect and provide feedback to each other

**Can be conducted synchronously, asynchronously or face2face in hybrid courses**

Purpose is to move toward assimilation of theory, practice and research in order to influence future actions.

---

---

---

---

---

---

---

---



### HOW HAVE WE USED APPRENET?

- Undergraduate and Graduate Nursing Ed
- Faculty Training
- Topics:
  - Leadership
  - Ethics
  - Professional Practice
  - Fair Use
  - Etc., etc.....

---

---

---

---

---

---


---

---


**NURSING EDUCATION:  
TEACHING STUDENTS THE ROLE  
AS AN ADVANCED PRACTICE NURSE**

Patient Self-Determination

Ms. D



*"I may be crazy, but I'm not stupid. That treatment is going to kill me. I don't want it."*



Leadership Issues

---

---

---

---

---

---

---

---

**FACULTY AND  
FUTURE EDUCATOR TRAINING**



Fair Use

Chris Sperry  
Co-founder, Project Look Sharp

Managing Student Issues



---

---

---

---

---

---

---

---

**WHY USE APPRENNET?**



1. Engages in Active Learning
2. Builds Critical Thinking & Problem Solving Skills
3. Builds Communication Skills
4. Articulate a Position using the evidence
5. Builds skills in constructive feedback/civil discourse
6. Builds Confidence



---

---

---


---

---

---

---

---



### WHAT ARE STUDENTS SAYING?

---

---

---

---

---

---

---

---



### What are Students Saying?

“Great benefit that you were able to hear and visualize the speaker’s tone”

“I liked that it combined hearing, vision and interaction - A combo of these three really help with learning content!”

---

---

---


---

---

---

---

---



### What are Students Saying?

“I really enjoyed being able to ‘see’ my classmates. I was so impressed with the level of presentations my classmates completed. I also really liked listening to the ‘expert’ opinion.

The expert often talked about something I hadn't thought of and it really helped me to work on my critical thinking skills.”

---

---

---


---

---

---

---

---



### What are Students Saying?

“Once you have the other two layers of learning from researching on your own and watching peers’ answers,... the expert video is incredibly helpful.

It allows you to see how practitioners approach and conceptualize the problems”

---

---

---

---

---

---

---

---



### WHAT ARE FACULTY SAYING?

---

---

---


---

---

---

---

---



### What are Faculty Saying?

- Students able to measure their own performance against their peers and the expert response.
- Students develop self confidence in their ability to communicate effectively and persuasively by supporting their position with evidence.

---

---

---

---


---

---

---

---





### What are Faculty Saying?

- Brings real world experiences to the online classroom.
- Builds critical thinking through application of course-related knowledge, skills, and attitudes.
- It allows students to see how practitioners approach & conceptualize the problems

---

---

---


---

---

---

---

---



### What are Faculty Saying?

- Learning occurs on the cognitive and affective levels.
- Students develop skills in application of evidence based practice.

---

---

---


---

---

---

---

---



### What are Faculty Saying?

- Generates high levels of student satisfaction
- Students appreciate engaging learning activities with rich feedback
- Students enjoy the opportunity for practice answering tough questions from real world experiences.

---

---

---

---

---

---

---

---



---

---

---

---

---

---

---

---



---

---

---

---

---

---

---

---