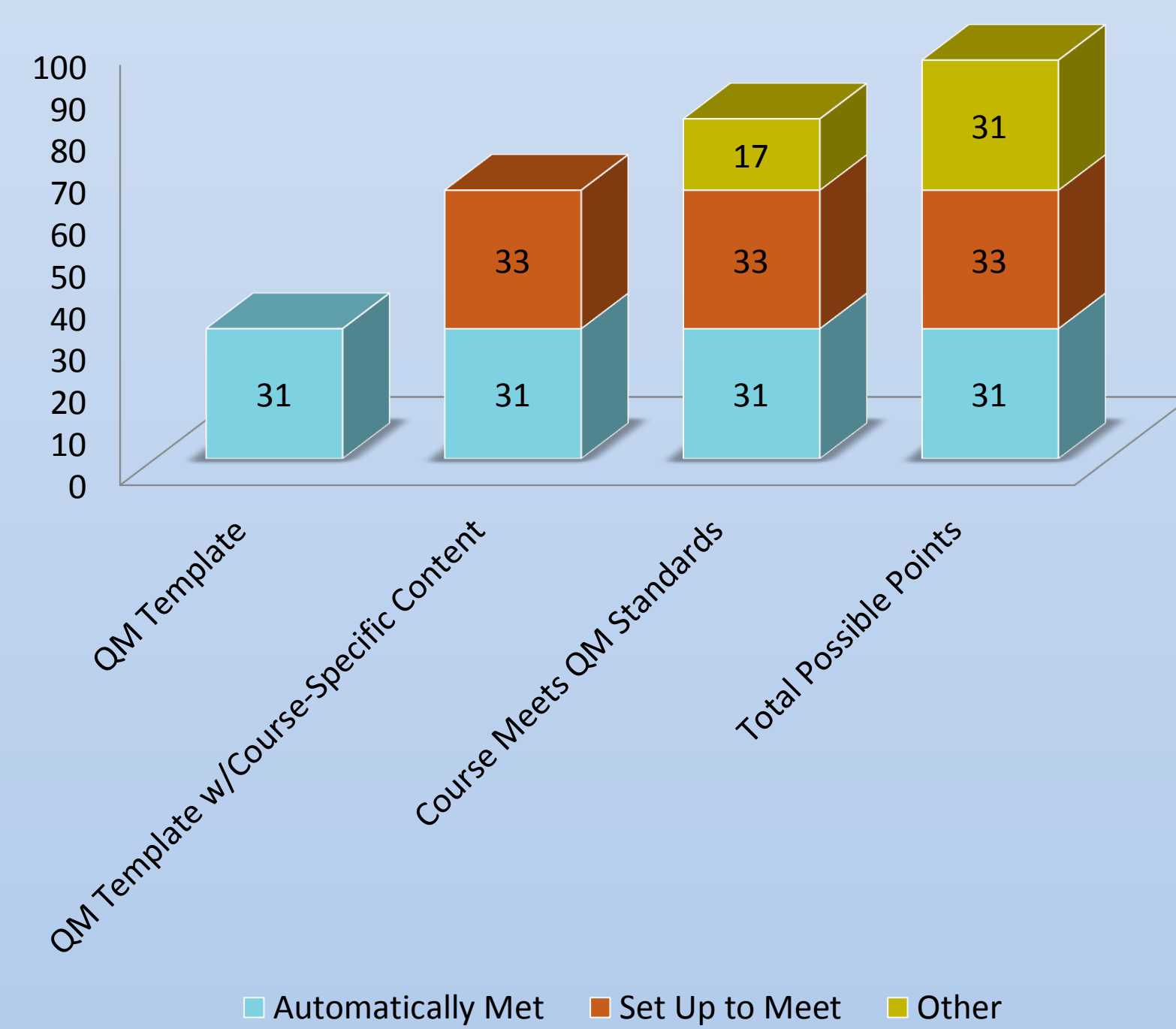


## INTRODUCTION

The instructional design team at the Adler School of Professional Psychology wanted to increase their chances to build courses that would meet QM standards. To do so, they created a Moodle template that addressed 28 out of the 41 Quality Matters standards.

The instructional design team uses the template to build out master course shells (the template is not applied to every shell in Moodle). Importing the template alone ensures that the course will automatically meet 15 of the QM standards, including 5 Essential Standards. Once course-specific content has been input into template placeholders, an additional 13 standards will be met.

A Moodle template is just a starting point for meeting the QM standards. The template must be supplemented by well-planned course design. Alignment, engagement, and quality of content cannot be ensured by the template alone. However, using the template correctly prepares a course to earn 64 out of 95 possible points in a Quality Matters review (67%).



## CONTACT



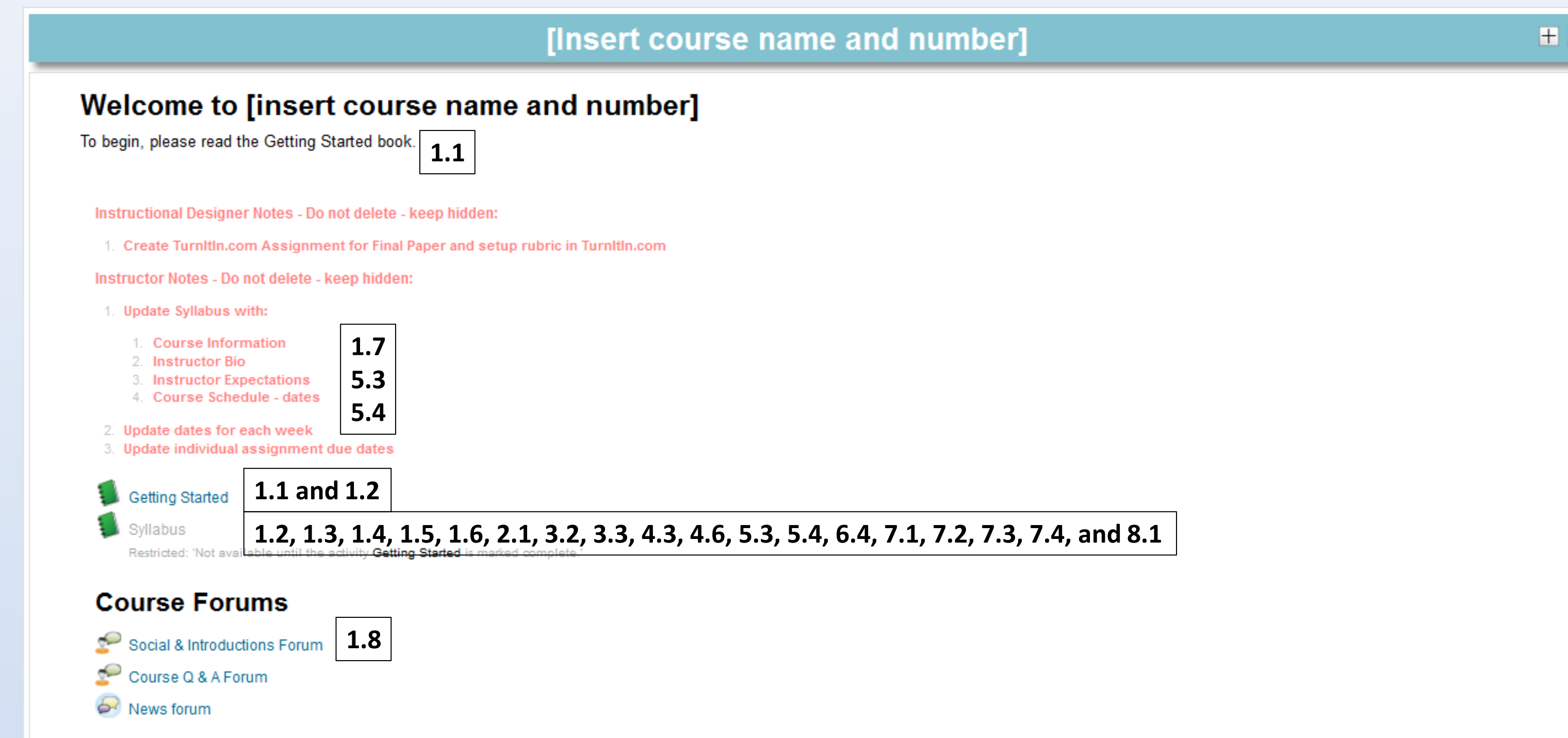
**Sarah Fornero**  
Interim Director,  
Adler Online  
[sfornero@adler.edu](mailto:sfornero@adler.edu)  
312.662.4234



**Colleen Fleming**  
Instructional Designer,  
Adler Online  
[cfleming@adler.edu](mailto:cfleming@adler.edu)  
312.662.4241

## IMAGES

### Course Introduction



[Insert course name and number]

Welcome to [insert course name and number]

To begin, please read the Getting Started book: **1.1**

**Instructional Designer Notes - Do not delete - keep hidden:**

- 1. Create Turnitin.com Assignment for Final Paper and setup rubric in Turnitin.com

**Instructor Notes - Do not delete - keep hidden:**

- 1. Update Syllabus with:
  - 1. Course Information **1.7**
  - 2. Instructor Bio **5.3**
  - 3. Instructor Expectations **5.3**
  - 4. Course Schedule - dates **5.4**
- 2. Update dates for each week
- 3. Update individual assignment due dates

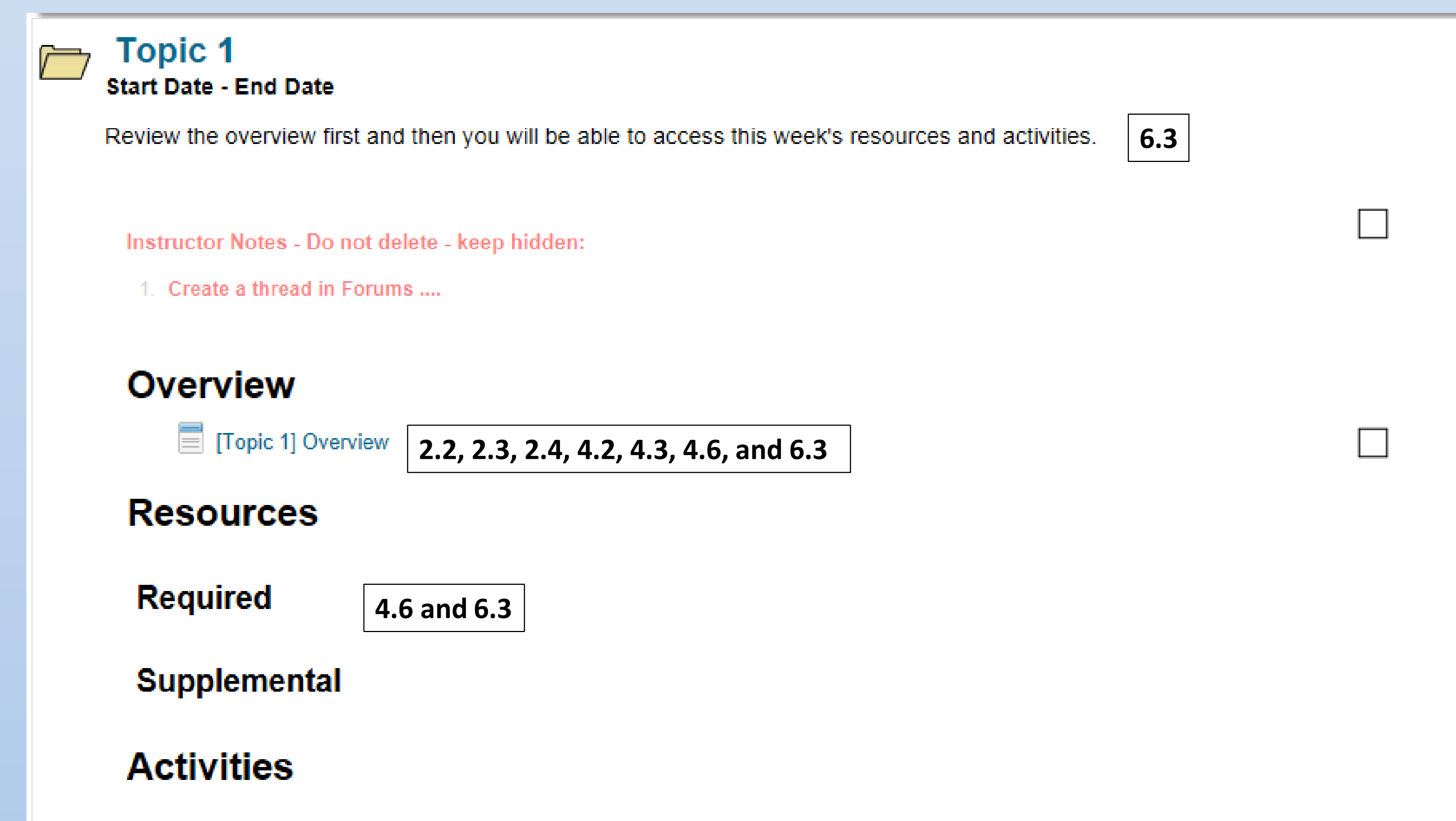
**Getting Started** **1.1 and 1.2**

**Syllabus** **1.2, 1.3, 1.4, 1.5, 1.6, 2.1, 3.2, 3.3, 4.3, 4.6, 5.3, 5.4, 6.4, 7.1, 7.2, 7.3, 7.4, and 8.1**

**Course Forums** **1.8**

- Social & Introductions Forum
- Course Q & A Forum
- News forum

### Week/Module Content



**Topic 1**  
Start Date - End Date

Review the overview first and then you will be able to access this week's resources and activities. **6.3**

**Instructor Notes - Do not delete - keep hidden:**

- 1. Create a thread in Forums ....

**Overview**

- [Topic 1] Overview **2.2, 2.3, 2.4, 4.2, 4.3, 4.6, and 6.3**

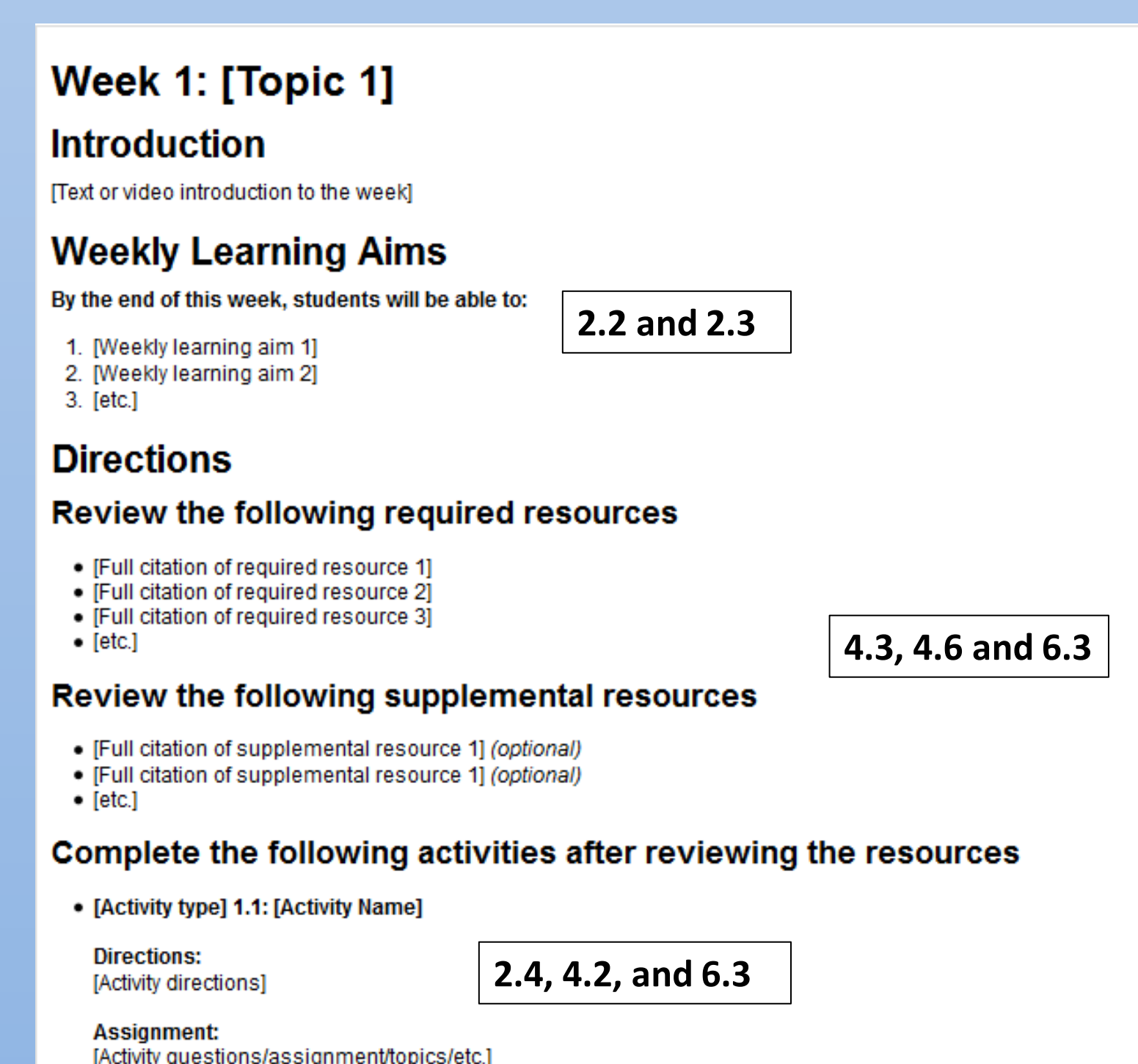
**Resources**

**Required** **4.6 and 6.3**

**Supplemental**

**Activities**

### Week/Module Overview Page



**Week 1: [Topic 1]**  
**Introduction**  
[Text or video introduction to the week]

**Weekly Learning Aims**  
By the end of this week, students will be able to: **2.2 and 2.3**

- [Weekly learning aim 1]
- [Weekly learning aim 2]
- [etc.]

**Directions**  
**Review the following required resources**

- [Full citation of required resource 1]
- [Full citation of required resource 2]
- [Full citation of required resource 3]
- [etc.]

**Review the following supplemental resources**

- [Full citation of supplemental resource 1] (optional)
- [Full citation of supplemental resource 2] (optional)
- [etc.]

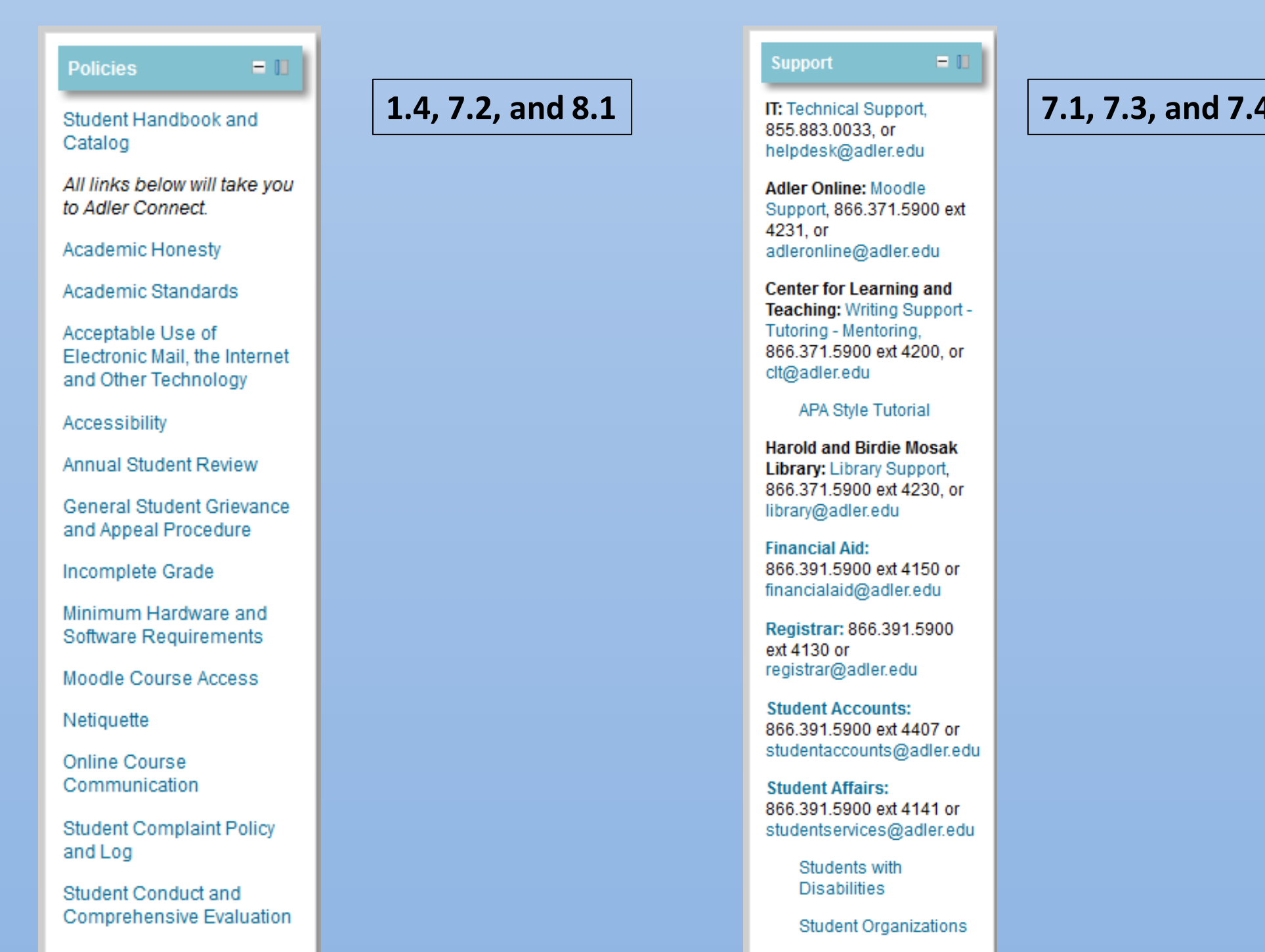
**Complete the following activities after reviewing the resources**

- [Activity type] 1.1: [Activity Name]

**Directions:** [Activity directions] **2.4, 4.2, and 6.3**

**Assignment:** [Activity questions/assignment/topics/etc.]

### Policies and Support Blocks



**Policies** **1.4, 7.2, and 8.1**

- Student Handbook and Catalog
- All links below will take you to Adler Connect
- Academic Honesty
- Academic Standards
- Acceptable Use of Electronic Mail, the Internet and Other Technology
- Accessibility
- Annual Student Review
- General Student Grievance and Appeal Procedure
- Incomplete Grade
- Minimum Hardware and Software Requirements
- Moodle Course Access
- Netiquette
- Online Course Communication
- Student Complaint Policy and Log
- Student Conduct and Comprehensive Evaluation

**Support** **7.1, 7.3, and 7.4**

- IT: Technical Support, 855.883.0033, or [helpdesk@adler.edu](mailto:helpdesk@adler.edu)
- Adler Online: Moodle Support, 866.371.5900 ext 4231, or [adleronline@adler.edu](mailto:adleronline@adler.edu)
- Center for Learning and Teaching: Writing Support, Tutoring - Mentoring, 866.371.5900 ext 4200, or [clt@adler.edu](mailto:clt@adler.edu)
- APA Style Tutorial
- Harold and Birdie Mosak Library: Library Support, 866.371.5900 ext 4230, or [library@adler.edu](mailto:library@adler.edu)
- Financial Aid: 866.391.5900 ext 4150 or [financialaid@adler.edu](mailto:financialaid@adler.edu)
- Registrar: 866.391.5900 ext 4130 or [registrar@adler.edu](mailto:registrar@adler.edu)
- Student Accounts: 866.391.5900 ext 4407 or [studentaccounts@adler.edu](mailto:studentaccounts@adler.edu)
- Student Affairs: 866.391.5900 ext 4141 or [studentservices@adler.edu](mailto:studentservices@adler.edu)
- Students with Disabilities
- Student Organizations

## CONCLUSIONS

The Quality Matters Template in Moodle automatically meets 15 QM standards and is set up to meet 13 additional standards when content is added.

Automatically meets:

- 5 Essential Review Standards
  - 1.1
  - 6.3
  - 7.1
  - 7.2
  - 8.1
- 6 2-point Review Standard
  - 1.3
  - 1.4
  - 5.4
  - 6.4
  - 7.3
  - 8.3
- 4 1-point Review Standards
  - 1.6
  - 1.8
  - 4.6
  - 7.4

Set up to meet:

- 9 Essential Review Standards
  - 1.2
  - 2.1
  - 2.2
  - 2.3
  - 2.4
  - 3.2
  - 3.3
  - 4.2
  - 5.3
- 2 2-point Review Standards
  - 4.3
  - 8.4
- 2 1-point Review Standards
  - 1.5
  - 1.7